



Skillment



ENGLISH

A Multi-skill Activity Book on English

FS-1
Nursery



PMP Planet[®]
Multimedia Publishers
The Ultimate Resource

PM PUBLISHERS PVT. LTD.

Skillment English – FS 1 (Nursery)

PMP Editorial Team

© 2022 by PM Publishers Pvt. Ltd.

All rights reserved. No part of this publication may be reproduced, stored in a retrieval system, transmitted or utilised in any form or by any means, electronic or mechanical, including photocopying, recording or otherwise, without the prior written permission of the publisher, or as expressed by law, or under terms agreed with the appropriate Reprographics Rights Organization(s).

This book is sold subject to the condition that it shall not, by way of trade or otherwise, be lent, resold, hired out, or otherwise circulated in any form of binding or cover other than that in which it is published, without the prior written permission of its copyright holder.

ISBN : 978-93-94820-28-9

First Edition : 2023

Price : ₹ 210/-

Printed at :

Published in India by :


The Ultimate Resource

PM PUBLISHERS PVT. LTD.

C-55, Sector-65, NOIDA, Gautam Budh Nagar-201301 (U.P.), India

Ph.: 0120-4300130-33, Mob.: 9540990177

E-mail: info@pmpublishers.in

URL: www.pmpublishers.in

Preface

With a vision of making quality education accessible to all from the Foundational Stage to Secondary Stage of schooling, the **National Education Policy (NEP) 2020** has issued a new pedagogical and academic structure. The new pedagogical and academic structure has been divided into four stages as mentioned below:

Foundational Stage (5 years): Nursery, LKG, UKG, Std. 1 and Std. 2	(3-8 years)
Preparatory Stage (3 years): Std. 3, Std. 4 and Std. 5	(8-11 years)
Middle Stage (3 years): Std. 6, Std. 7 and Std. 8	(11-14 years)
Secondary Stage (4 years): Std. 9, Std. 10, Std. 11 and Std. 12	(14-18 years)

In the new 5+3+3+4 structure, a strong base of **Early Childhood Care and Education (ECCE)** from age 3 is also included. The overall aim of Early Childhood Care and Education (ECCE) is to attain optimal outcomes in the following domains:

- ✓ Physical and motor development
- ✓ Cognitive development
- ✓ Social-emotional-ethical development
- ✓ Cultural/Artistic development
- ✓ Development of communication and early language, literacy, and numeracy

Our new series, **Skillment**, is properly graded and contains age-appropriate course material for the learners of Foundational Stage to achieve the aims and objectives outlined in the **National Curriculum Framework (NCF) for Foundational Stage 2022**. The series covers different subjects which are classified under the following categories:

FS 1 (3+ years): Maths, English, EVS, Hindi, Art and Craft, Kavitayen aur Kahaniyan, Rhymes and Stories

FS 2 (4+ years): Maths, English, EVS, Hindi, Art and Craft, Kavitayen aur Kahaniyan, Rhymes and Stories

FS 3 (5+ years): Maths, English, EVS, Hindi, Art and Craft, Kavitayen aur Kahaniyan, Rhymes and Stories

FS 4 (6+ years): Maths, English, EVS, Hindi, English Grammar, Art and Craft, Computer and GK

FS 5 (7+ years): Maths, English, EVS, Hindi, English Grammar, Art and Craft, Computer and GK

Apart from the main books, we are also providing **Workbooks** with Maths, English, EVS and Hindi to learners for extra practice.

The whole set of books for each class also carries a **Teacher's Resource Kit** which contains various kinds of relevant and interesting teaching aid that teachers may use in the classroom.

A **booklet on Social and Emotional Learning (SEL)** including lesson plans is provided for the teachers to inculcate SEL skills in the learners.

Skillment App is for skill building and joyful teaching and learning for teachers and learners.

Web Support

Our web portal pmponline.co.in provides a vital web support to teachers and learners. It includes the following:

- ◆ **Multimedia ebooks:** consist of animation, audio, video, and interactive exercises
- ◆ **Additional worksheets:** printable worksheets for extra practice
- ◆ **Teacher's resource:** comprises lesson plans
- ◆ **Virtual lessons:** consist of pre-recorded video lessons
- ◆ **AR (Augmented Reality) App both for android and iOS:** turns books into smart books with better visualisation and concept clarity

It is a concerted attempt to make the series more useful for the teachers, parents and kids. We hope this series will be quite helpful in achieving the goals set by the NEP 2020. However, we shall appreciate valuable and constructive feedback from teachers and parents to improve the books with every new edition.

—Publishers

FEATURES OF SKILLMENT ENGLISH

Skillment Environmental Studies series adheres to the guidelines issued under Early Childhood Care and Education mentioned in the National Education Policy 2020 and subsequently in the National Curriculum Framework (NCF) for Foundational Stage 2022.

Aims of Early Childhood Care and Education (ECCE)

- ✓ Physical and motor development
- ✓ Cognitive development
- ✓ Social-emotional and ethical development
- ✓ Cultural/artistic development
- ✓ Development of communication and early language, literacy, and numeracy

Important Features to meet the aims and objectives of ECCE

Activities meant to improve fine-motor skills such as finger tracing, tearing and pasting

2. Let's Meet - Letter A

Ants on my Apple
Ants on my plate!
Ants are everywhere
It's not so great!

Apple Arm Ant

Trace the letter A.

Colour the letter.

Circle the picture whose name starts with 'A'.

1. My Lines

Trace the dots with your fingers.

Standing Lines

Sleeping Lines

Curved Lines

Tracing is a pre-writing skill which helps young children build a strong foundation for drawing and writing letters and words.

Holistic introduction to letters with various Art Integrated and Critical Thinking activities



Sr.No.	Chapters	Page No.
1.	My Lines	7-8
2.	Let's Meet – Letter A	9
3.	Let's Meet – Letter B	10
4.	Let's Meet – Letter C	11
5.	Let's Meet – Letter D	12
6.	Let's Meet – Letter E	13
7.	I Know – Letters A to E	14-15
8.	Let's Meet – Letter F	16
9.	Let's Meet – Letter G	17
10.	Let's Meet – Letter H	18
11.	Let's Meet – Letter I	19
12.	Let's Meet – Letter J	20
13.	I Know – Letters F to J	21-22
14.	Let's Meet – Letter K	23
15.	Let's Meet – Letter L	24
16.	Let's Meet – Letter M	25
17.	Let's Meet – Letter N	26
18.	Let's Meet – Letter O	27
19.	Let's Meet – Letter P	28
20.	I Know – Letters K to P	29-30
21.	Let's Meet – Letter Q	31
22.	Let's Meet – Letter R	32

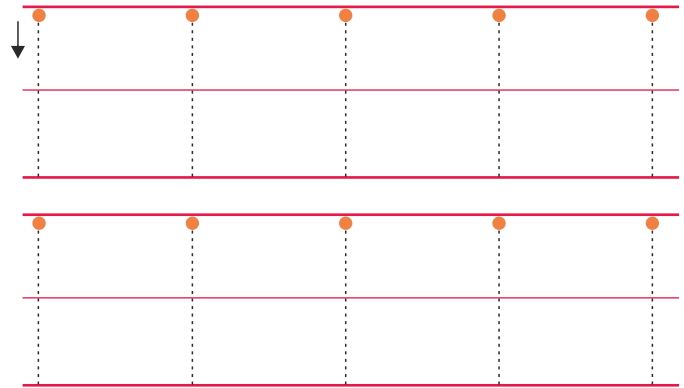
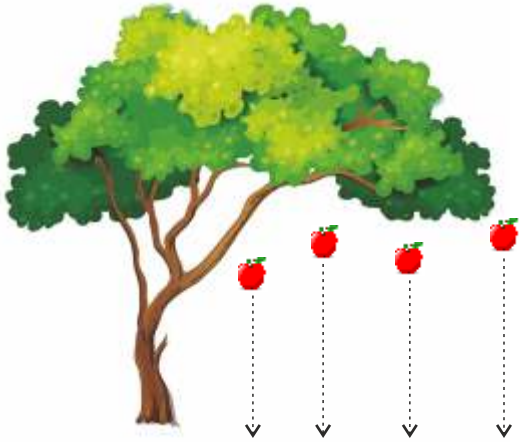
Sr.No.	Chapters	Page No.
23.	Let's Meet – Letter S	33
24.	Let's Meet – Letter T	34
25.	Let's Meet – Letter U	35
26.	I Know – Letters Q to U	36-37
27.	Let's Meet – Letter V	38
28.	Let's Meet – Letter W	39
29.	Let's Meet – Letter X	40
30.	Let's Meet – Letter Y	41
31.	Let's Meet – Letter Z	42
32.	I Know – Letters V to Z	43-44
33.	Let's Have Fun – Shapes	45
34.	Let's Have Fun – Opposites	46
35.	Let's Have Fun – Letter Maze	47
36.	Let's Have Fun –Puzzle	48
37.	Let's Learn Writing – A to Z	49
38.	The Sounds I Know	50-53
39.	I Know How to Read	54
40.	Let's Learn – a to z	55





1. My Lines

Trace the dots with your fingers.

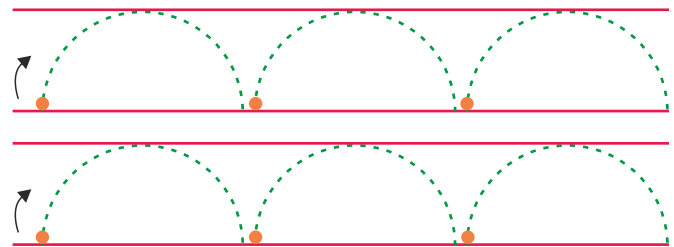
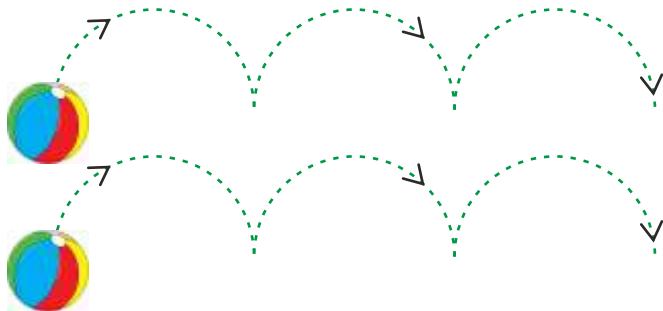
Standing Lines



Sleeping Lines



Curved Lines



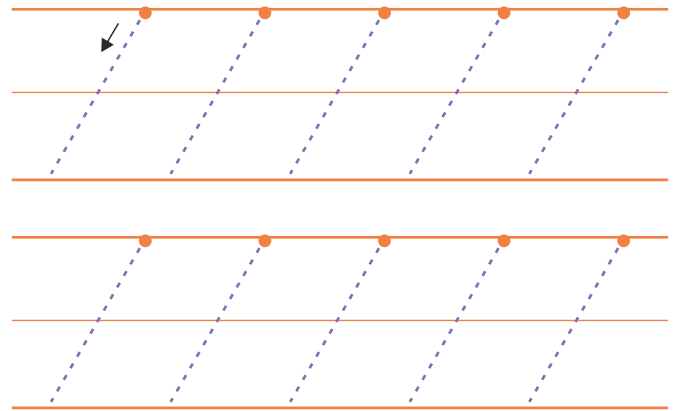
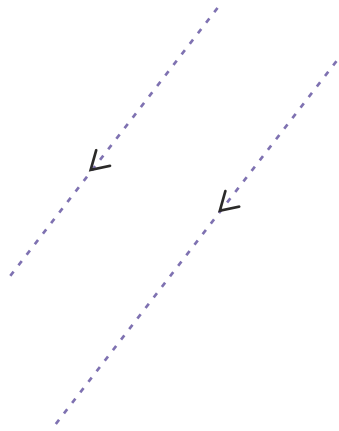
Note for teacher/parent:

Tracing is a pre-writing skill which helps young children build a strong foundation for drawing and writing letters and words.

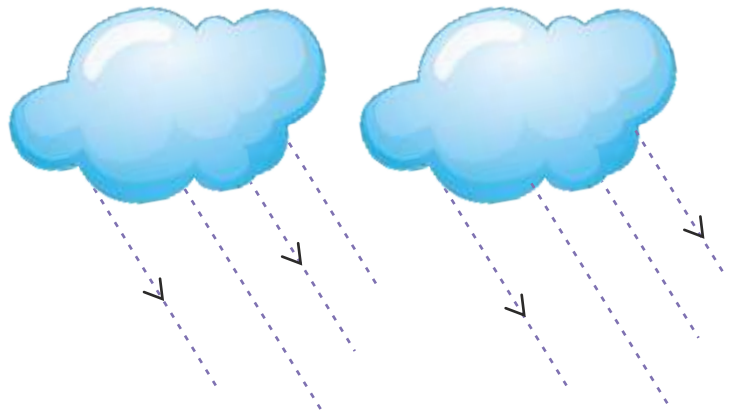
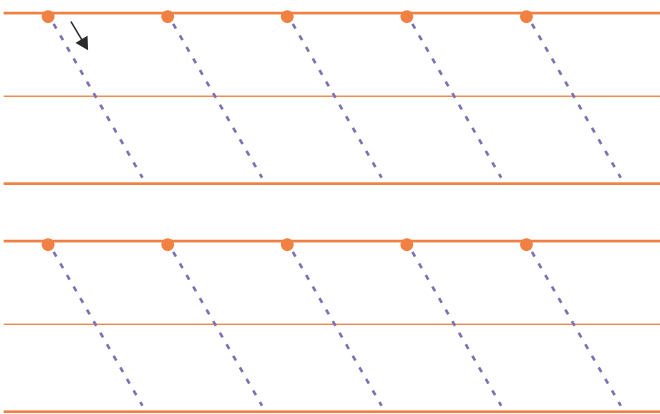


Trace the dots with your fingers.

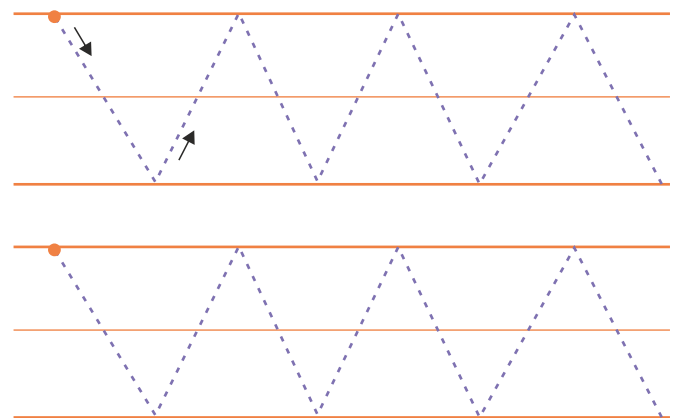
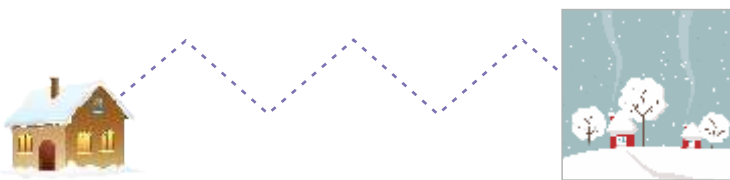
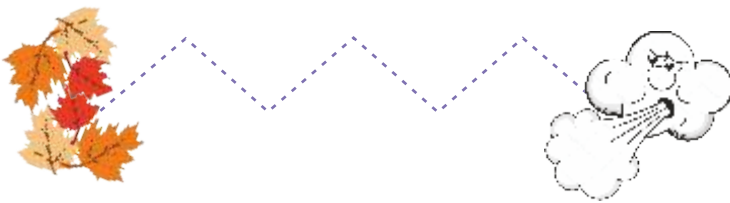
Left Slanting Lines



Right Slanting Lines



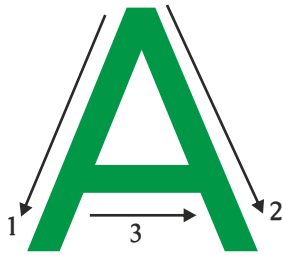
Zig-zag Lines



Teaching Tip: Give a lot of freehand drawing practice to children after tracing activities and before moving on to letter hand-writing.




2. Let's Meet - Letter A



Ants on my Apple
Ants on my plate!
Ants are everywhere
It's not so great!



Apple

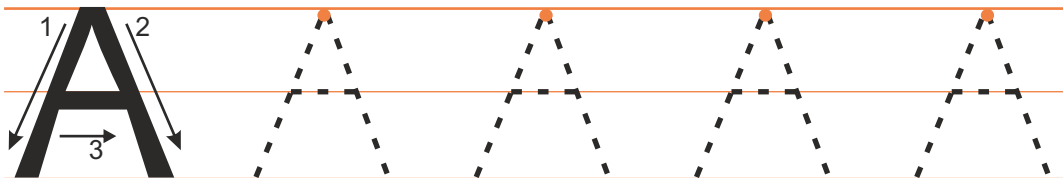


Arm



Ant


Trace the letter A.



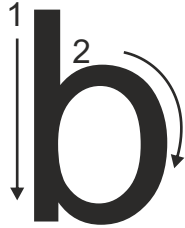
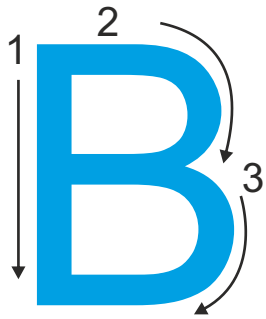
Colour the letter.



Circle the picture whose name starts with 'A'.



3. Let's Meet - Letter B



B for Bat,
B for Boot,
The Banana I ate,
And my Body too!



Bat

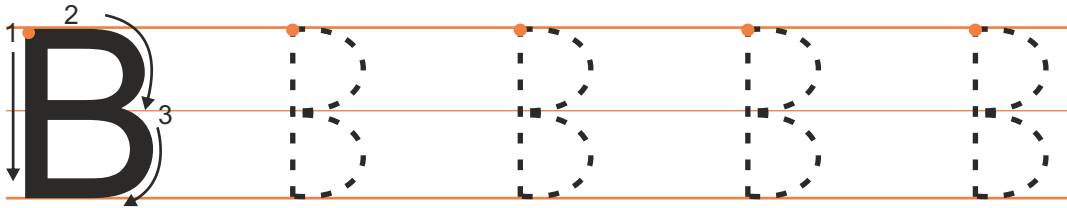


Bus




Bear

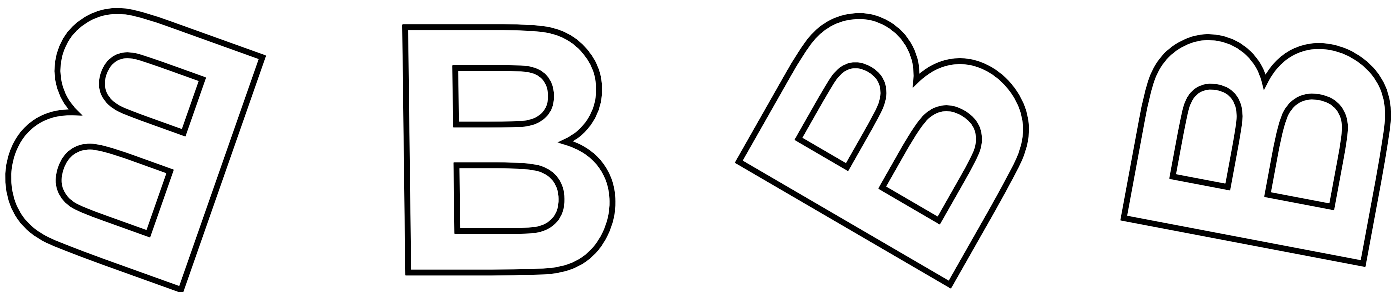
Trace the letter B.



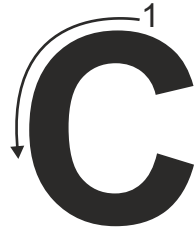

Colour the letter.



Circle the correct formation of 'B'.



4. Let's Meet - Letter C



Cats, Cakes, Cookies
And Corn!
I will Colour them
With my Crayons.



Cat

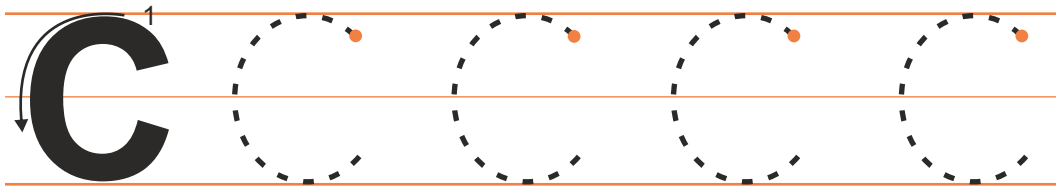


Cookie




Cap

Trace the letter C.



Colour the letter.

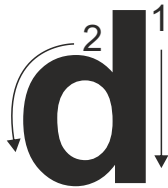
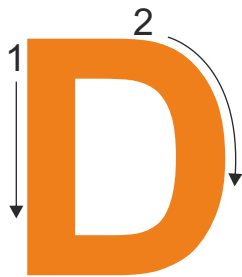


Find and circle letter 'C'.

A B C B A C B A A
B C A B C A B A C



5. Let's Meet - Letter D



D for Dot,
Dustbin and Door!
There is so much Dust
On the floor!



Dog

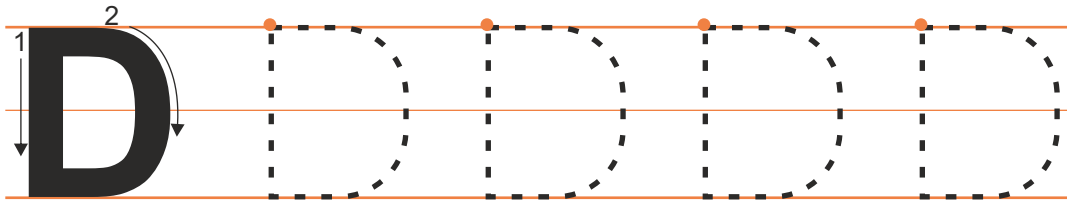


Dustbin




Door

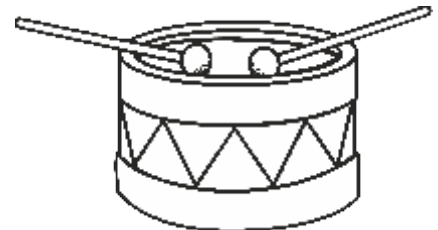

Trace the letter D.



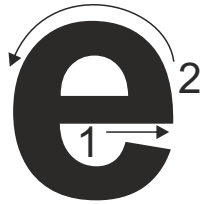
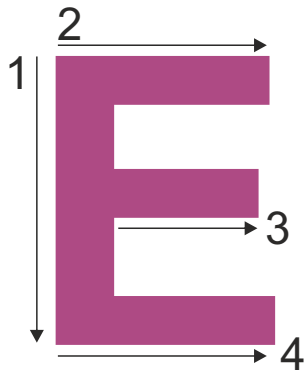
Colour the letter.



Colour the objects whose names start with letter 'D'.



6. Let's Meet - Letter E



Elephant, Engine, Elbow
And Egg!
E is for Empty bowl
On the shelf!



Elf

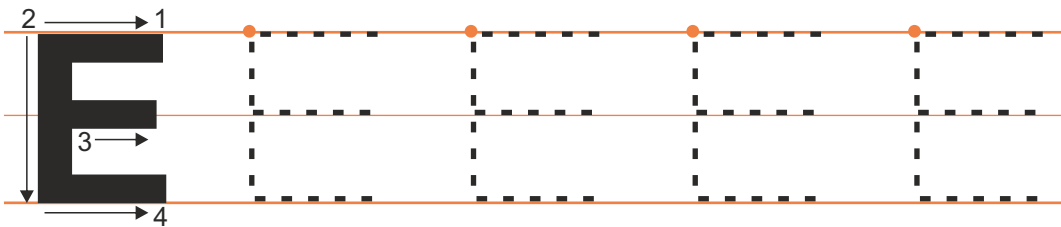


Eye




Egg


Trace the letter E.



Colour the letter.



Point and name. Colour the picture too.



7. I Know - Letters A to E

Let's Read.

Under the sky full of **C**louds,
there is a forest.

A **D**eer sits under a tree.

It is watching a colony of **A**nts
on the ground.

A **B**ird sits on the tree **B**ranch.

It has a nest.

The nest is filled with **E**ggs.


When the **E**ggs hatch,
what will happen?

Note for teacher/parent:

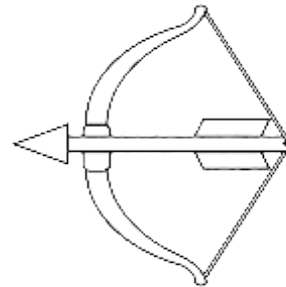
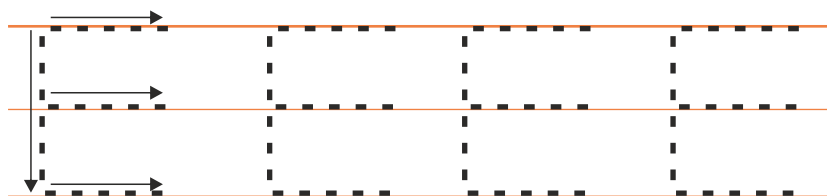
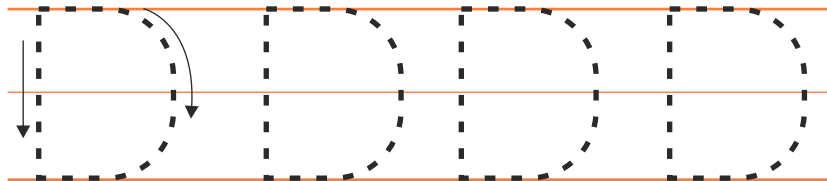
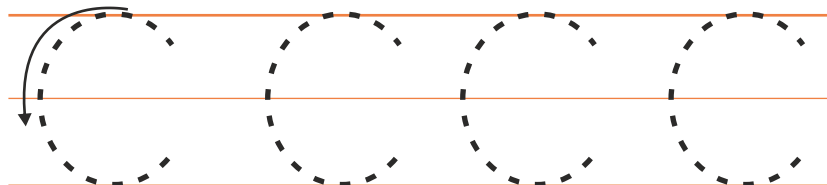
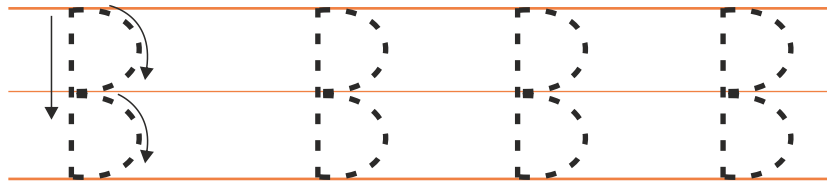
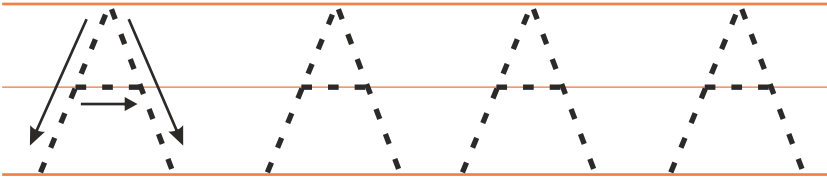
An aspect of print awareness is to know that the text in a book is read from front to back, top to bottom and left to right.




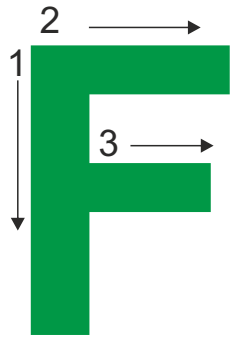
Read in the given sequence.



Trace the letters. Colour the pictures.



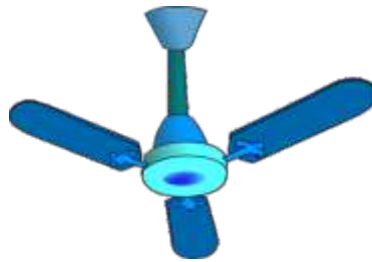
8. Let's Meet - Letter F



Frogs and Fish are
In the pond!
It is time to have fun,
Put your flip-flops on.



Frog

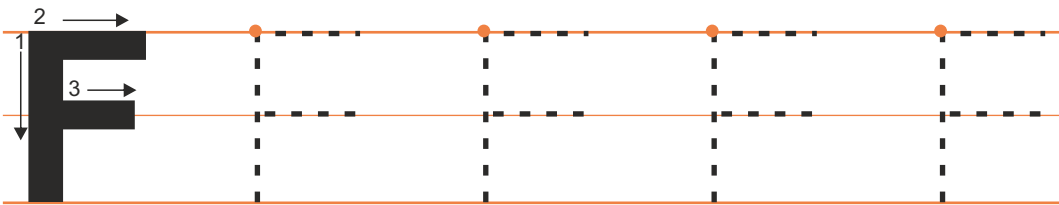


Fan




Foot

Trace the letter F.



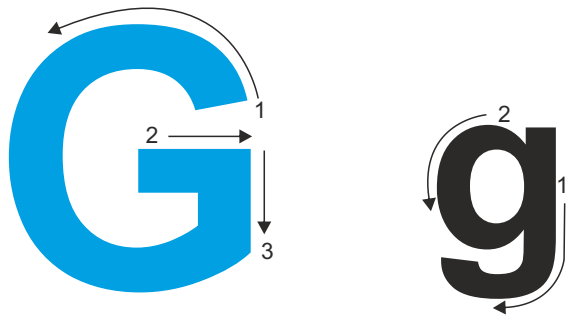
Colour the letter.



Point and name.



9. Let's Meet - Letter G



Grapes in the Garden
Grow, Grow, Grow!
I got a Gift,
A tiny Globe that Glows.



Globe

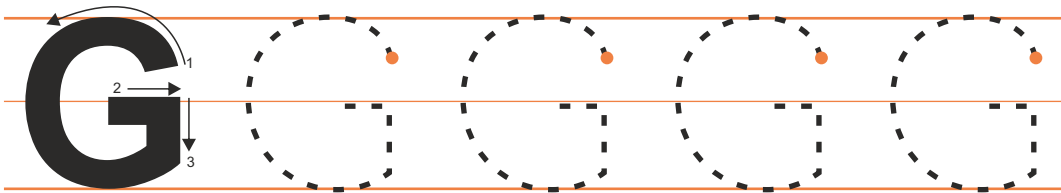


Grapes



Gift


Trace the letter G.



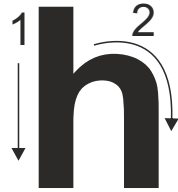
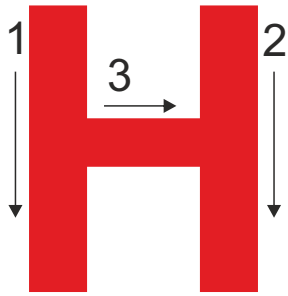
Colour the letter.



Read the letters. Colour the flowers with the letter 'G'.



10. Let's Meet - Letter H



H for Hat, Hot,
Hen and Hotel!
I had Honey with
two slices in total!



Honey

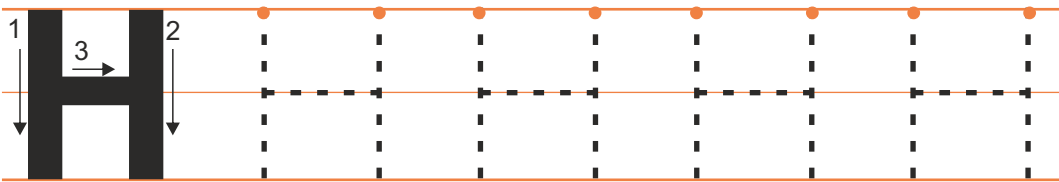


Hanger




Hat

Trace the letter H.



Colour the letter.



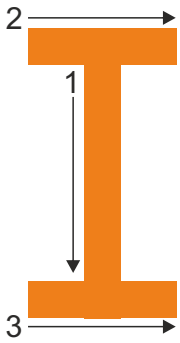
Colour the picture. Point and say the name.



HOME



11. Let's Meet - Letter I



My bottle of Ink.
It's so pink.
Oh! the Icky
Insect.
It's in the sink!



Ink

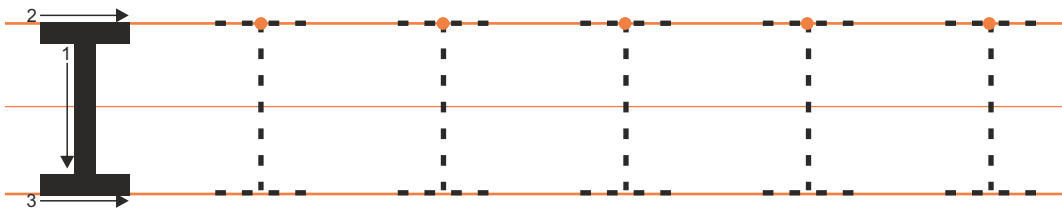


Igloo




Insect


Trace the letter I.



Colour the letter.



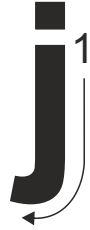

Colour the picture. Match it with the correct drink.



ICE CUBE



12. Let's Meet - Letter J



Jelly and Jam
Jungle and Jet,
Joker and Jungle
They all start with J.



Jelly

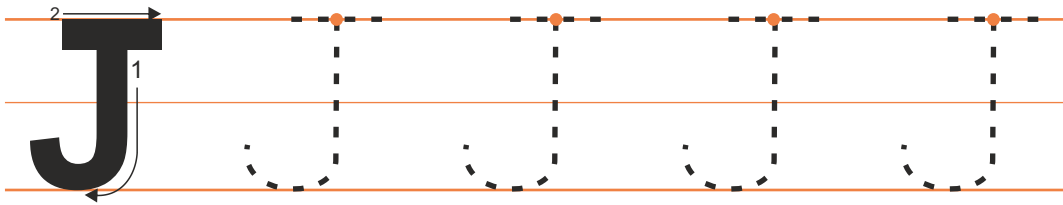


Joker




Jug

Trace the letter J.



Colour the letter.



Match the letter 'J' with the J basket.



13. I Know - Letters F to J

Meet Gita! She is a **G**irl.

She lives in **I**ndia.

Do you know where you live?

Gita loves **F**ruits and **J**am.

She has them for breakfast.

Before eating, she washes her **H**ands.

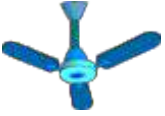


Do you wash your **H**ands?



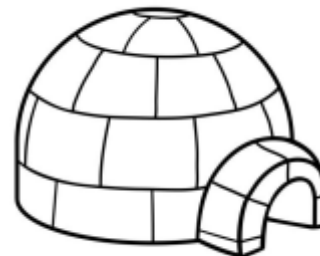


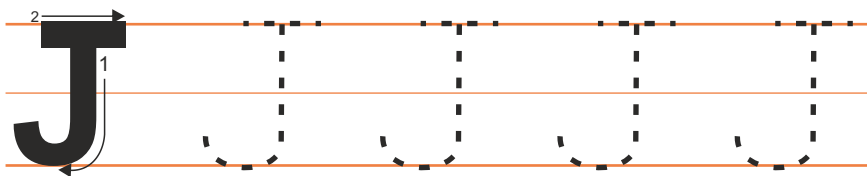
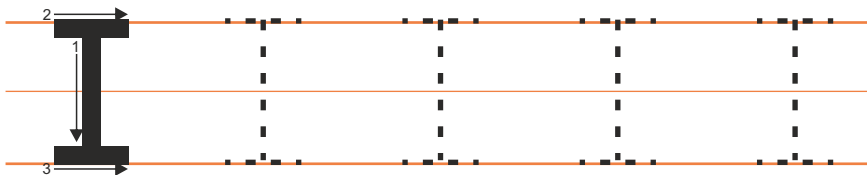
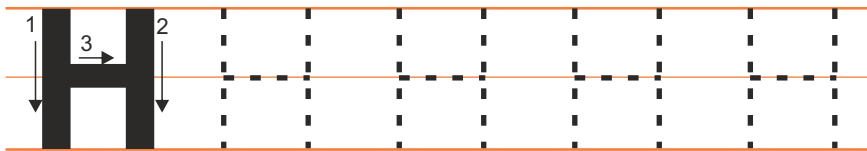
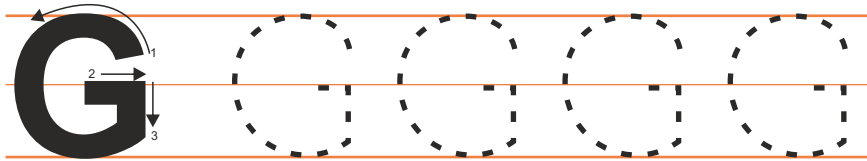
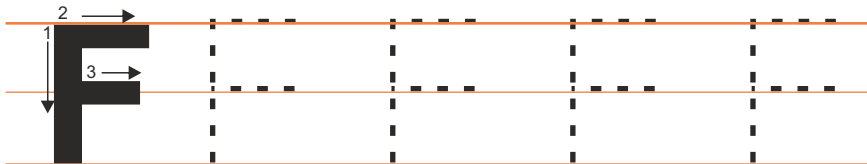
Is this how you wash your hands?



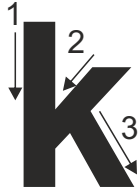
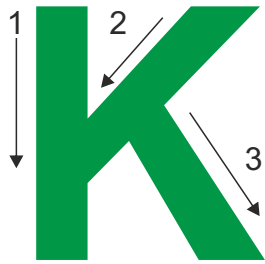
Look at the picture. Tick (✓) the correct letter.

	J	<input type="checkbox"/>	F	<input type="checkbox"/>
	H	<input type="checkbox"/>	J	<input type="checkbox"/>
	G	<input type="checkbox"/>	I	<input type="checkbox"/>

Trace the letters. Colour the pictures.



14. Let's Meet - Letter K



King, Kettle, Kite,
All start with K.
All the Kids and I
Went out to do Karate!



Kite

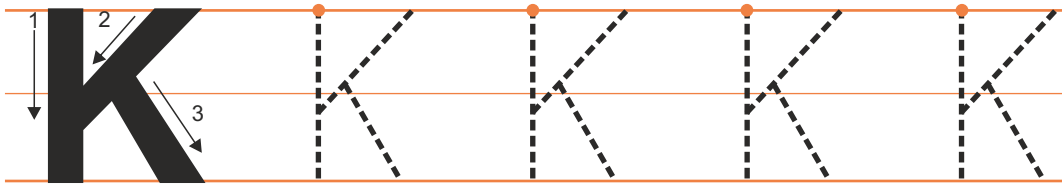


Kettle




King

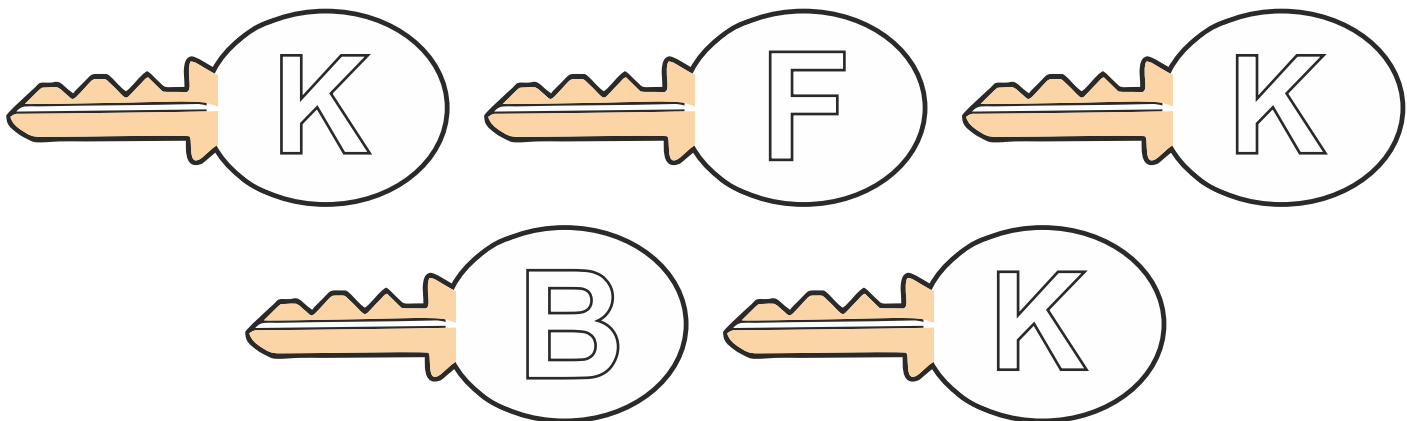
Trace the letter K.




Colour the letter.



Colour the 'K' keys.



15. Let's Meet - Letter L



L is for Light,
Lock and Lamp.
Lost in the Jungle!
Let's Look for our Camp!



Lamp

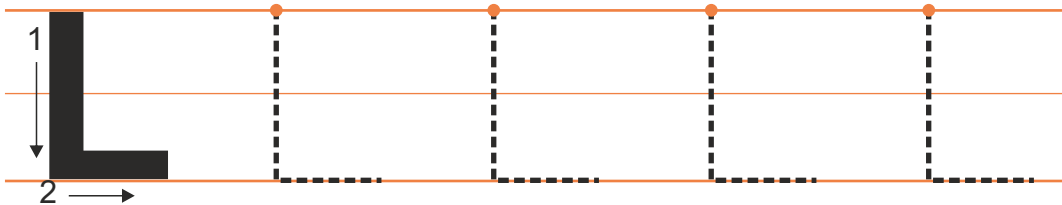


Lock

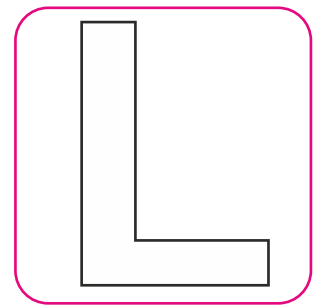


Lemon

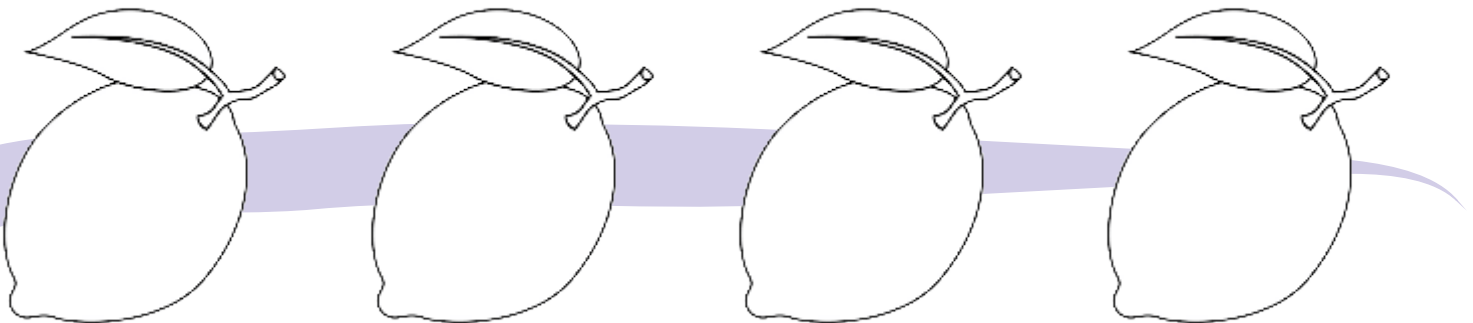
Trace the letter L.



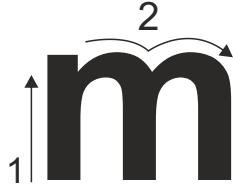

Colour the letter.



Count the lemons. Colour them.



16. Let's Meet - Letter M



Mat and Monkey
Both start with M.
Mangoes come in May
And Monkeys Munch on them!



Mango

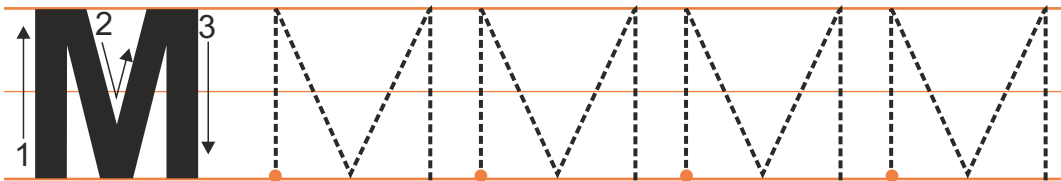


Monkey



Mat

Trace the letter M.



Colour the letter.

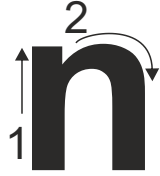
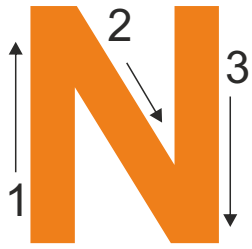


Name the animal. What does it like to eat?

Trace and tell.

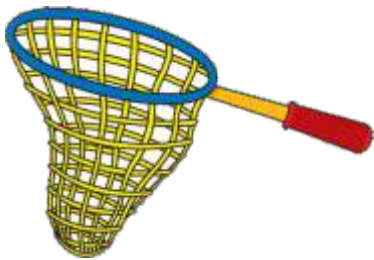


17. Let's Meet - Letter N



N as in Nest,
Net and Neck.

Kids need to rest,
Naps are just the best!



Net

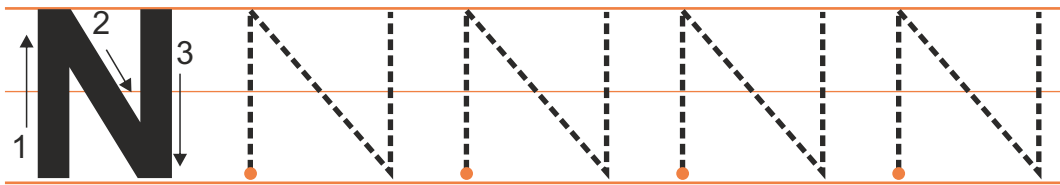


Nest



Nose


Trace the letter N.



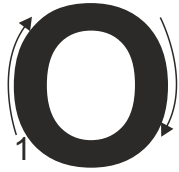
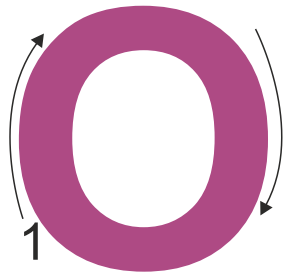
Colour the letter.



Tear old newspaper and paste its pieces to fill the Narwhal.



18. Let's Meet - Letter O



O is for Owl
Otter and Ox!
We want to eat,
Oranges in that box!



Ox

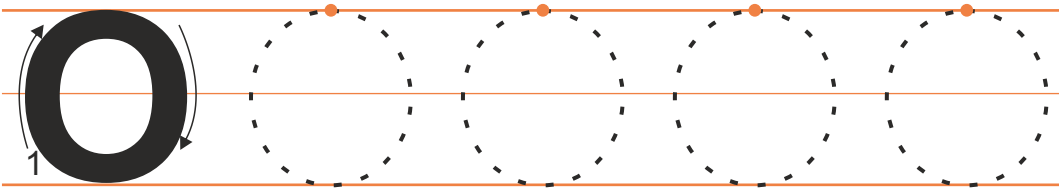


Owl

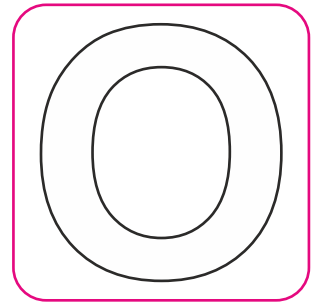


Orange

Trace the letter O.



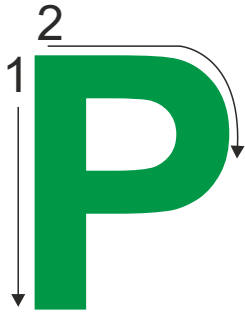
Colour the letter.



Trace and complete. Colour the picture.



19. Let's Meet - Letter P



Parrots, Puppies, Penguins,
Oh! I love them so.
Almost as much as,
Plum Pancakes with Pomelo.



Pen

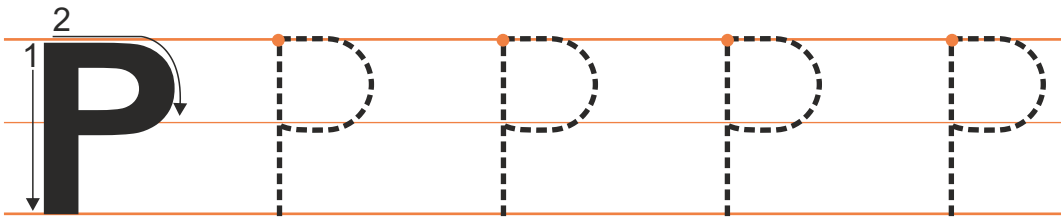


Parrot



Puppy






Trace the letter P.



Colour the letter.



Match with the correct Colour Pencil.



20. I Know - Letters K to P

The **K**ing had a **P**et.

It had huge **P**aws and a **M**ane.

Guess who? Yes, it was a big **L**ion.

The big **L**ion had a friend.

It was a **M**ouse, small and thin.


Once they went into the jungle at **N**ight.

They wanted to meet the **O**ld **O**wl.

Ah! They were trapped in a **N**et.

The small **M**ouse came out
and helped his big friend.

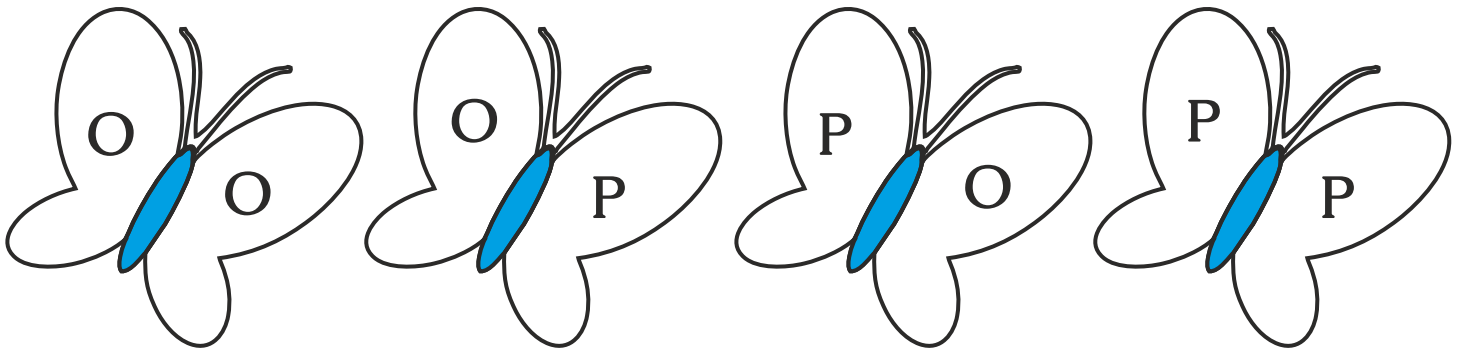
How did the **M**ouse help the **L**ion?



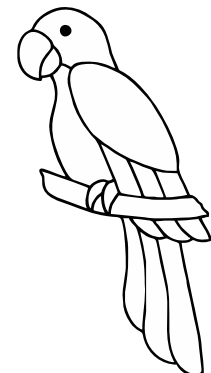

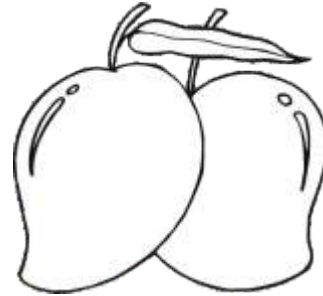

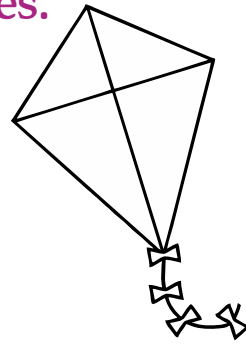
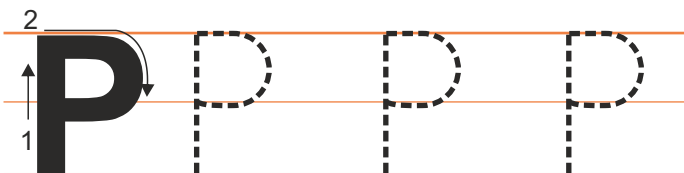
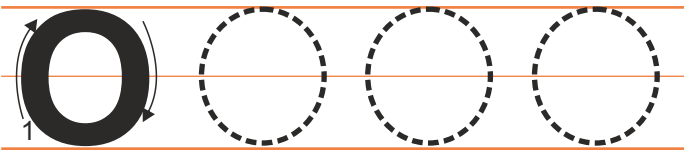
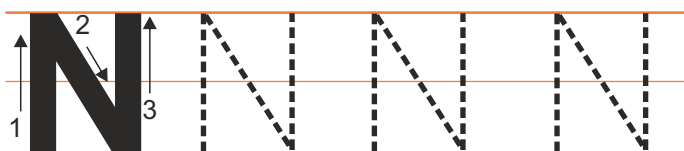
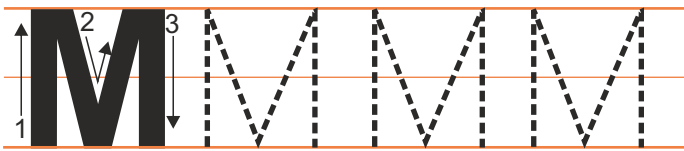
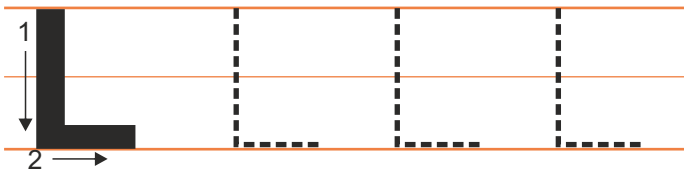
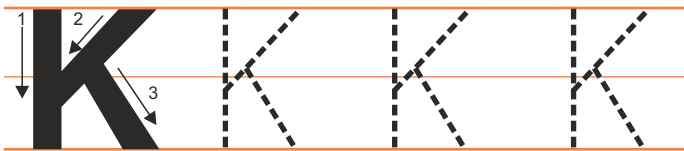
Color with the given code.

O

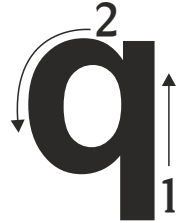
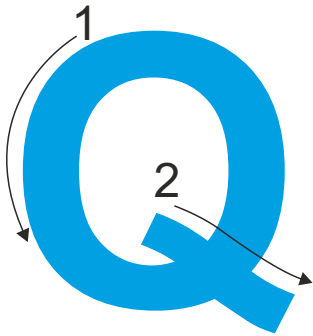
P



Trace the letters. Colour the pictures.



21. Let's Meet - Letter Q



Q as in Quilt,
Quill and Queen!
The ducklings Quack,
And swim Quickly!



Quilt

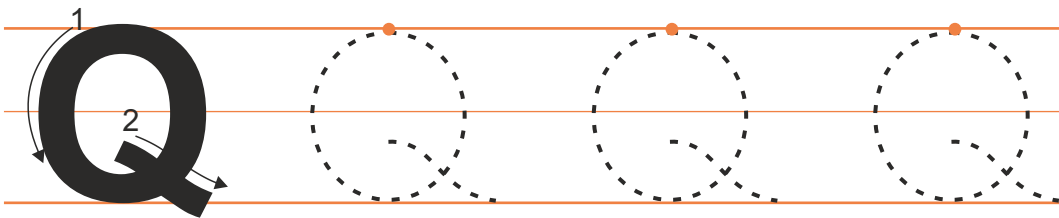


Queen



Quill

Trace the letter Q.



Colour the letter.



Color the Question Mark.



22. Let's Meet - Letter R



R as in Rain,
Ring and Ruler!
The Rat and the Rabbit
Ran by the River!



Rain

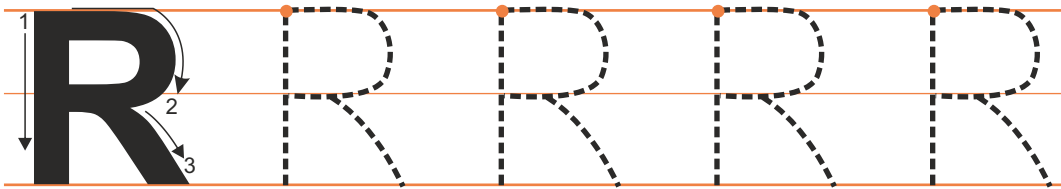


Ring




Ruler


Trace the letter R.





Colour the letter.



Colour the Rainbow as shown.



23. Let's Meet - Letter S



S for Snake, Snail

And Shell.

Strawberries are yum,

How good they Smell!



Shell

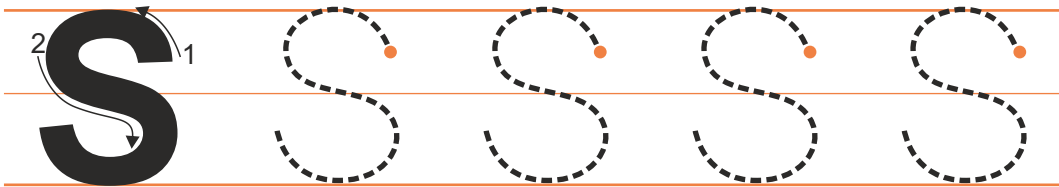


Strawberry




Snake


Trace the letter S.





Colour the letter.



Colour the Snake.




24. Let's Meet - Letter T



Tooth and Tummy,
Both have T!
I have a Toy Train.
Come, play with me!



Toy

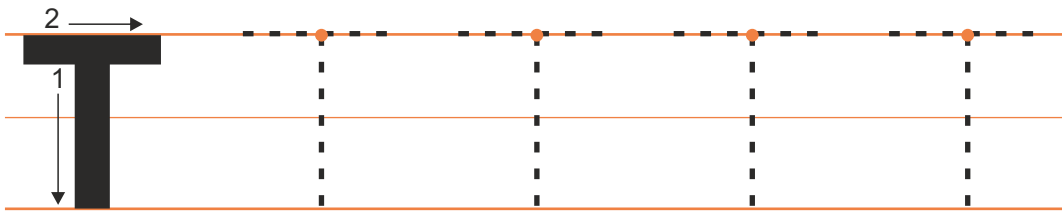


Train




Tooth

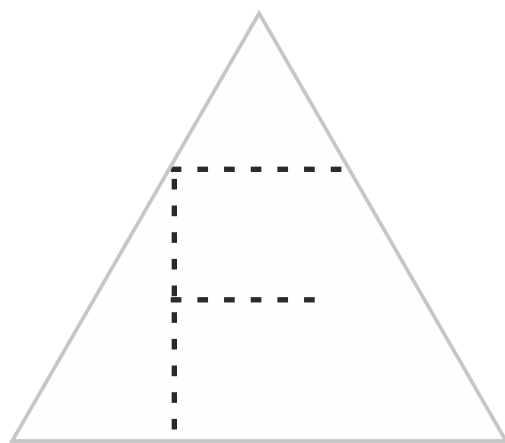
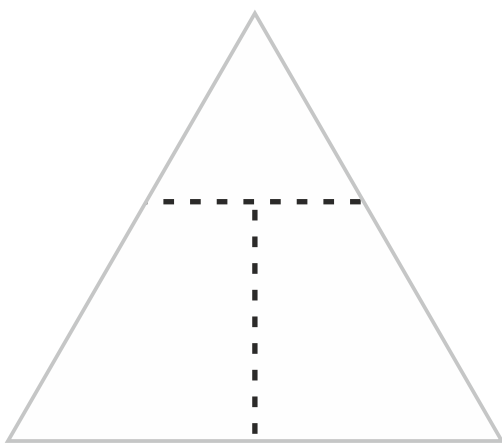
Trace the letter T.





Colour the letter.



Colour the Triangle with letter T.



25. Let's Meet - Letter U



Umbrella Under the chair!
 The Umpire picked it Up!
 U as in Upset,
 I broke my Uncle's Urn!



Umbrella




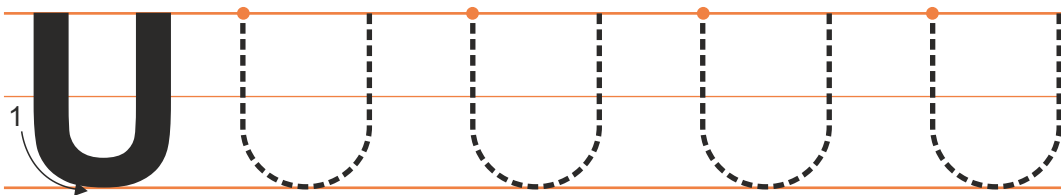
Urn




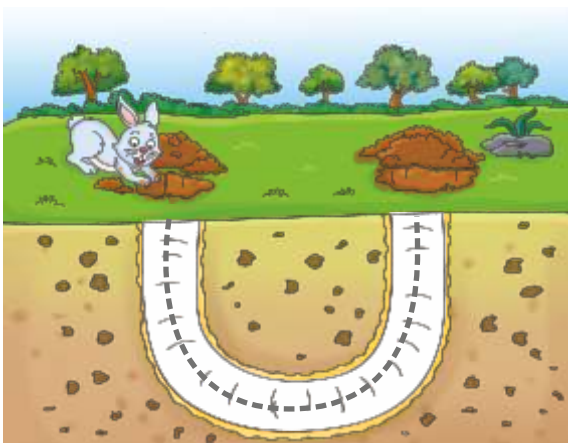
Umpire

Trace the letter U.

Colour the letter.



Help the rabbit reach the other end. Trace the correct formations of 'U'.



English - FS 1



26. I Know - Letter Q to U

The **Q**ueen has a **R**ose garden with a **T**ent.

She went to see her **R**oses.

She took her **U**mbrella too.

The **S**un was shining brightly.

The weather was so **S**tuffy.

What **S**eason do you think it was?

Yes, it was **S**ummer.

She got **S**weaty and **T**hirsty.


She went to **R**est in the **T**ent.



Can you name these seasons too?

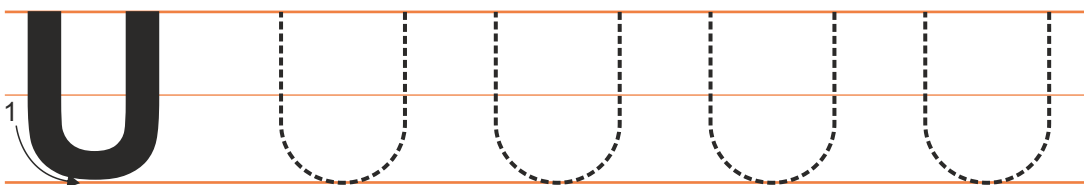
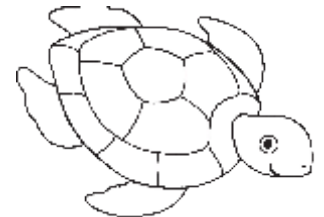
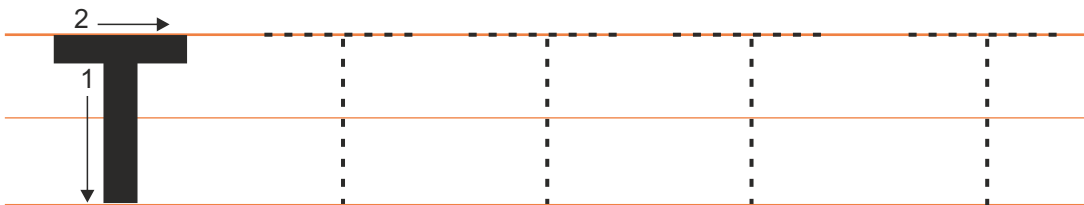

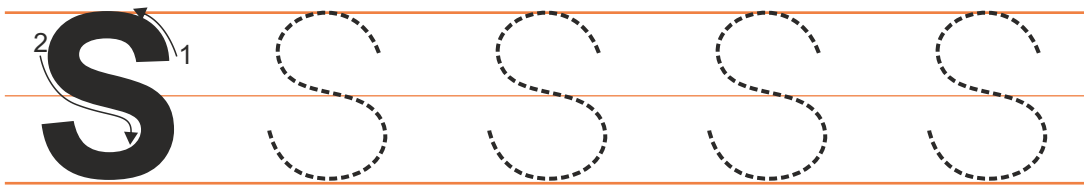
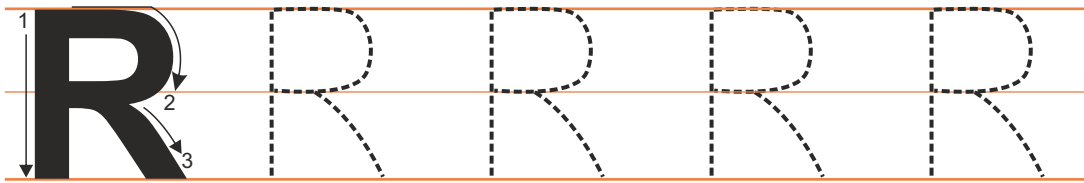
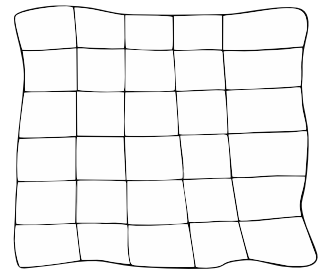
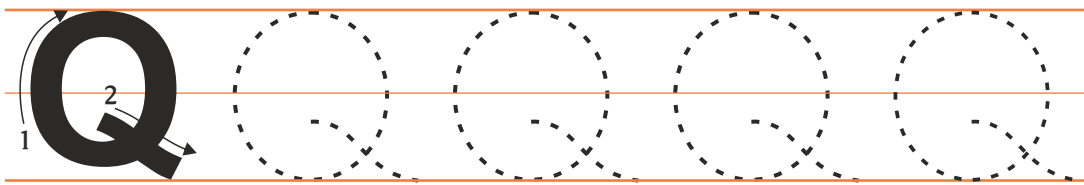


Use the colour code to colour the Rocket.



Q	
R	
S	
T	
U	

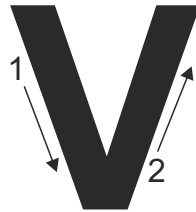
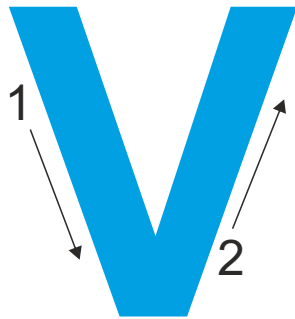
Trace the letters. Colour the pictures.



English - FS 1



27. Let's Meet - Letter V



Villa, Van and Vase
All have a V.
Vegetables are healthy,
Vanilla is sweet!



Villa

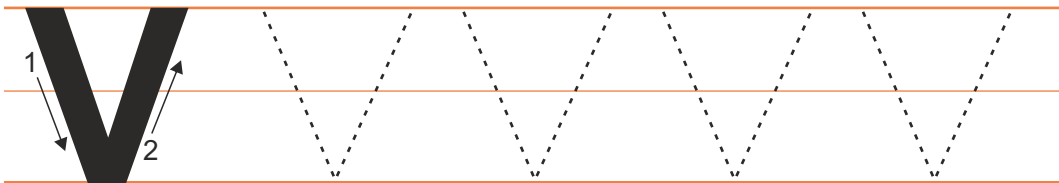


Vegetables



Van


Trace the letter V.



Colour the letter.



Match 'V' with the correct pictures. Also, colour it.



28. Let's Meet - Letter W



W for Watch

West, and Wet!

Water from the rain

Fell into the Well!



Watch

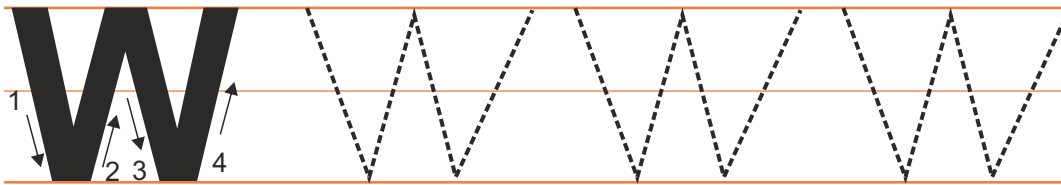


Well



Watermelon

Trace the letter W.




Colour the letter.



Colour the marine animals.


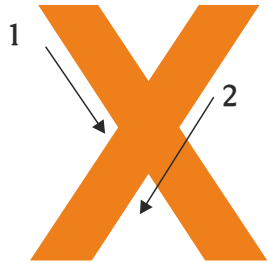
Whale



Walrus



29. Let's Meet - Letter X



On X-mas, I got a
Xylophone!
I slipped on it.
Now my X-ray
Shows a broken bone!



X-mas tree

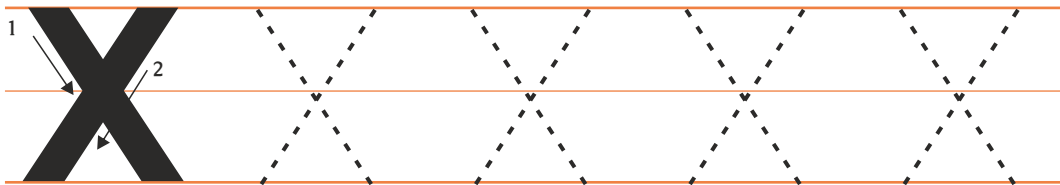


Xylophone




X-Ray



Trace the letter X.



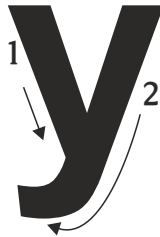
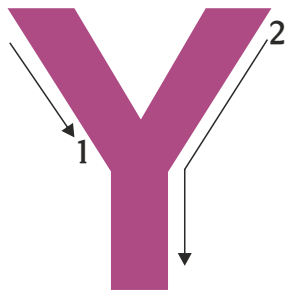
Colour the letter.



Write X under pictures whose names start with 'X'.



30. Let's Meet - Letter Y




Y as in Yak,
And Yo-yo!
The Yacht is in the river,
Its colour is Yellow.



Yacht

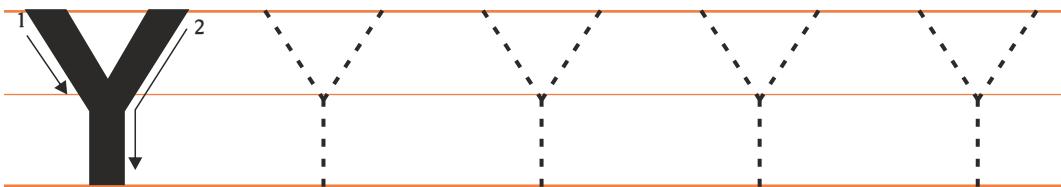


Yak




Yo-yo

Trace the letter Y.



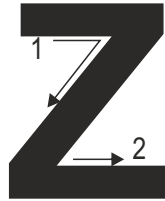
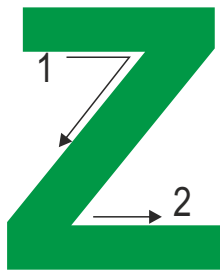
Colour the letter.



Colour Grandma's Yellow Yarn.




31. Let's Meet - Letter Z



Z is for Zebra

I saw one in the Zoo!
On the Zig-zag road,
My bike went Zoom!



Zero

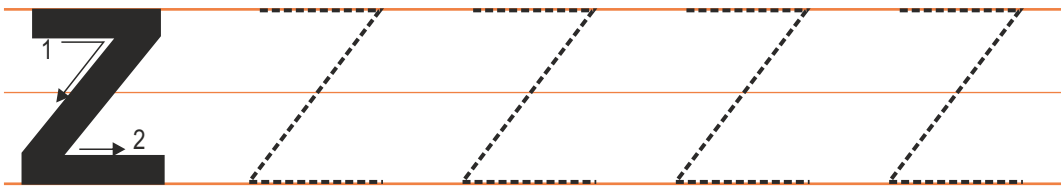


Zebra




Zig-zag

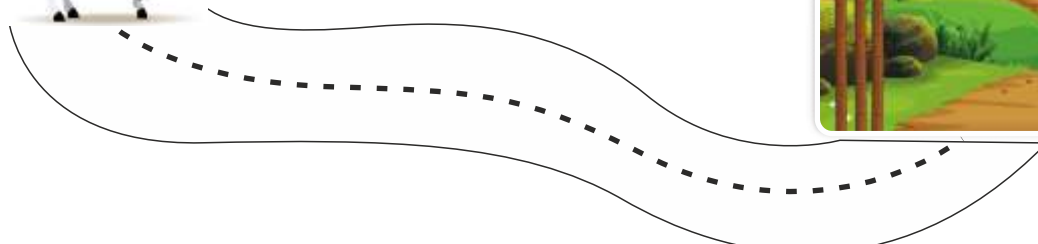
Trace the letter Z.



Colour the letter.



Help Zoe, the Zebra, reach the Zoo.



32. I Know - Letter V to Z

I was playing with my Yo-yo.
It got stuck in the
Zipper of my Vest.
The string broke!
The Yo-yo smacked,
a stray cat's head.



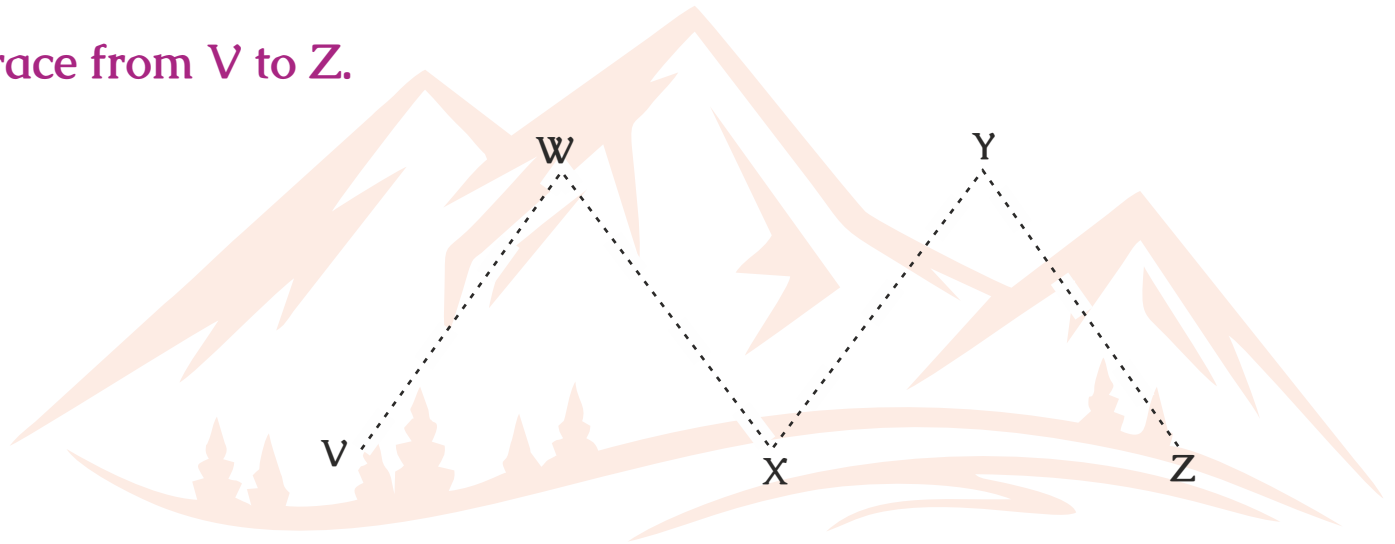
We took the cat and went to the Vet.
I sat in my Dad's Van.
It was raining. The road was Wet.
The Vet said, "Please Wait!
I will do an X-ray."





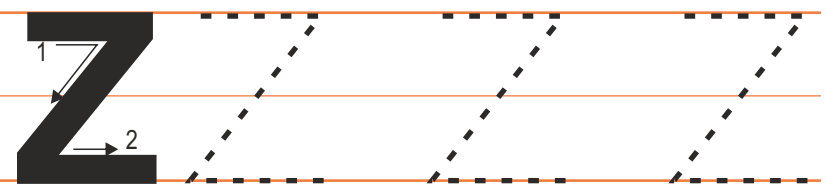
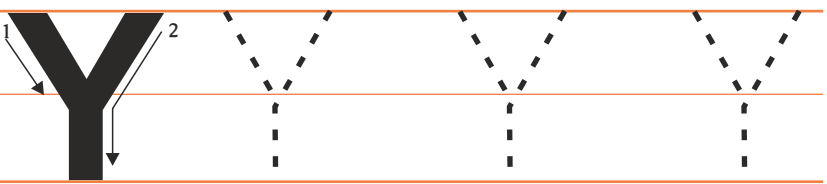
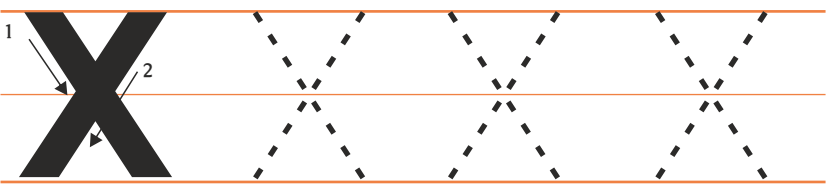
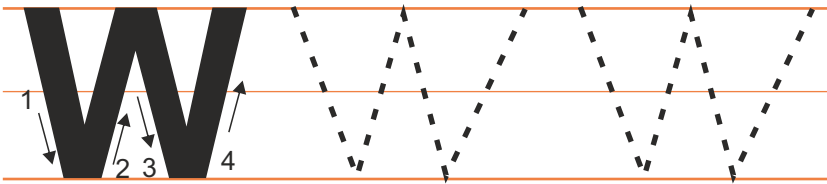
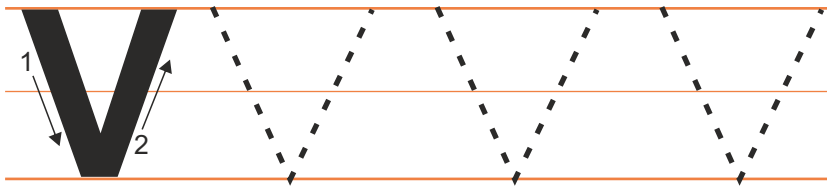
Who do you go to when you are sick? Find and circle.



Trace from V to Z.



Trace the letters and colour the pictures.

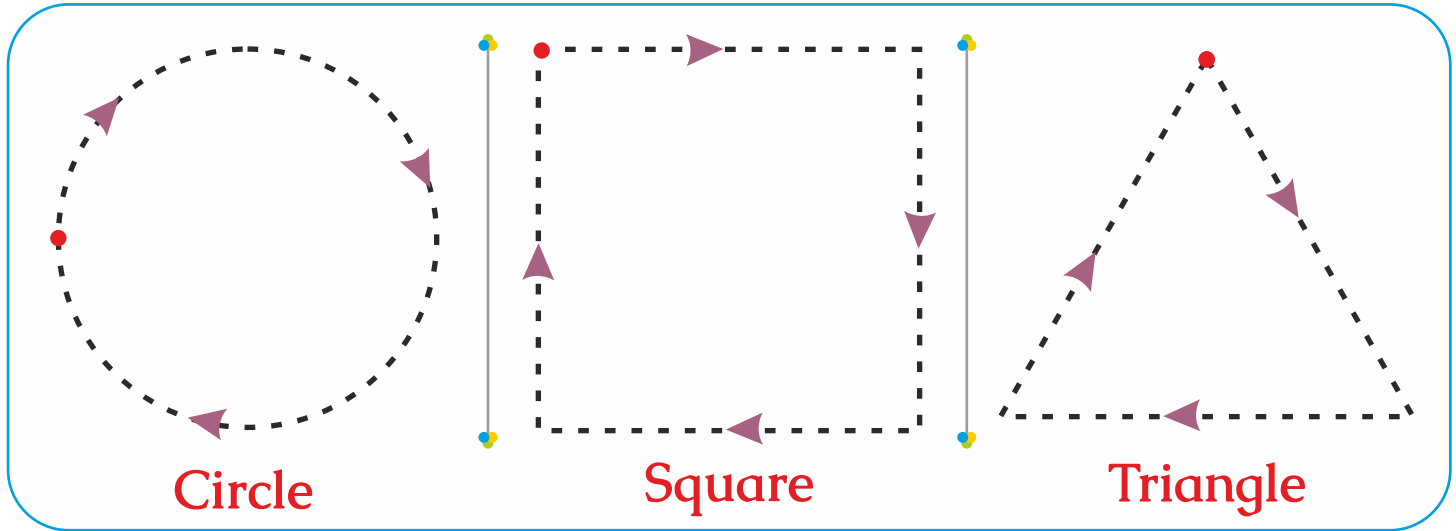


PM Publishers Pvt. Ltd.



33. Let's Have Fun - Shapes

Trace the shapes. Colour them.




Match the shape with its other half.




34. Let's Have Fun - Opposites

Observe and colour.


BIG



TALL




SMALL




SHORT



FAST

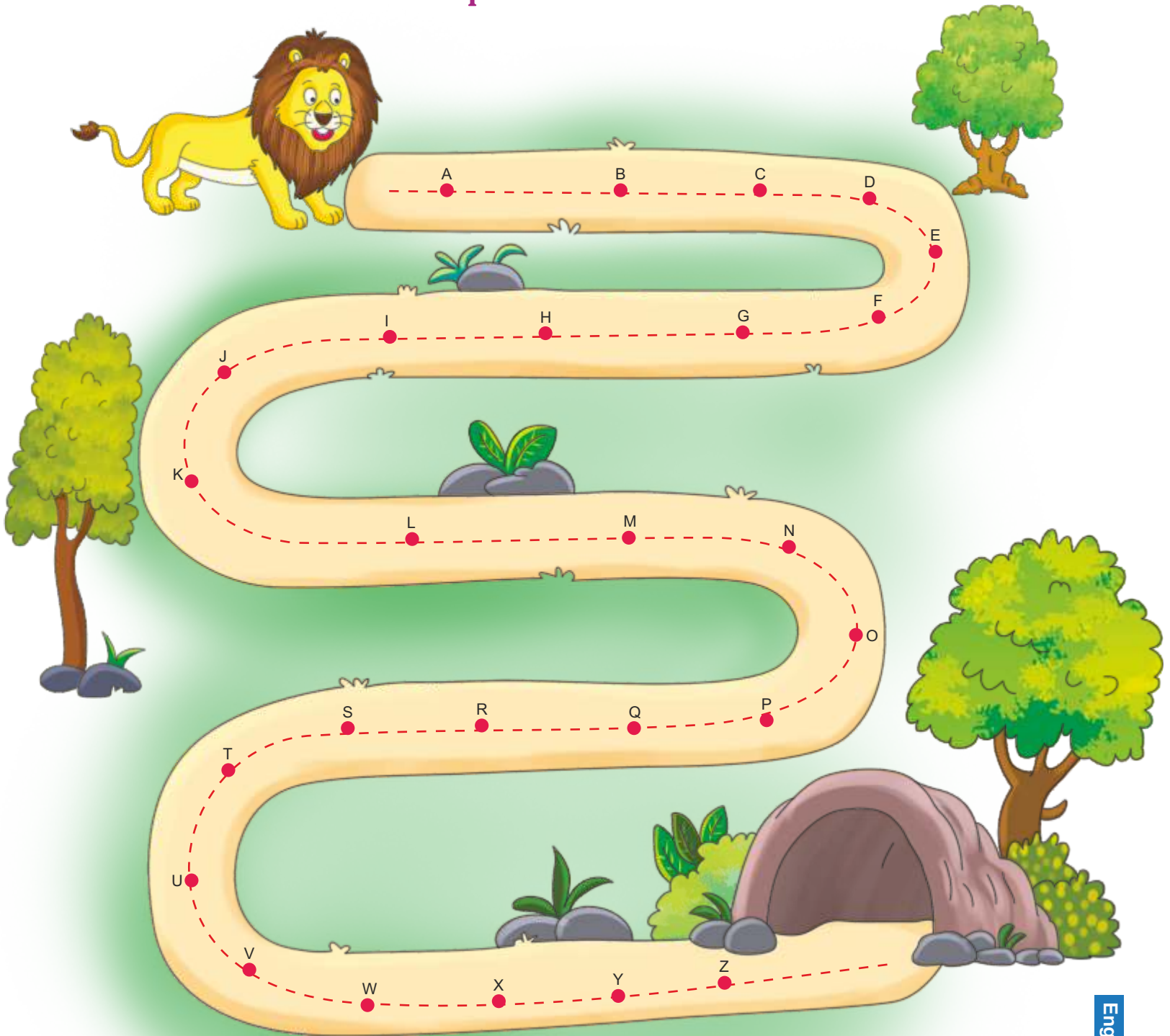


SLOW



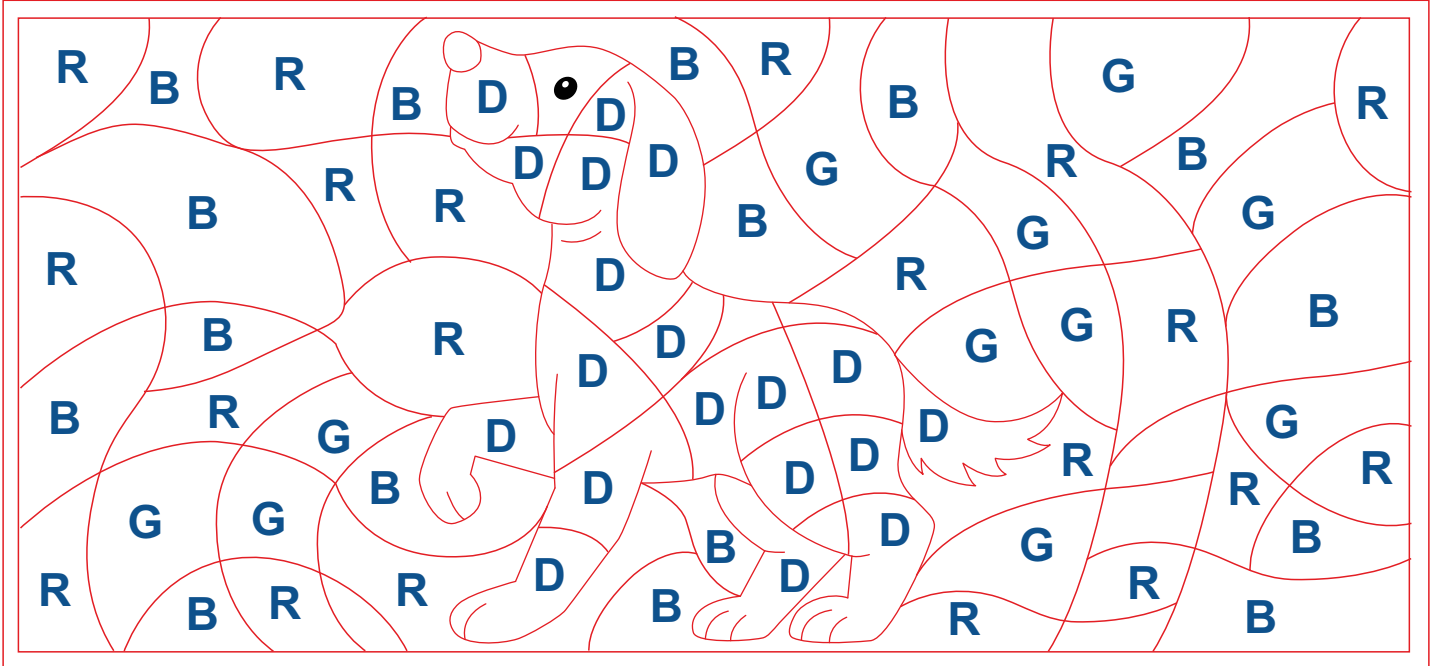
35. Let's Have Fun - Letter Maze

Trace from A to Z to help the lion reach the den.




36. Let's Have Fun - Puzzle

Colour the blocks with letter D. Name what you see.



Colour the Fish with letter F.



37. Let's Learn Writing - A to Z

Trace the letters from A to Z.

Tracing practice area with letters A through Z on ruled lines. Each letter is shown as a dashed outline for tracing. The letters are arranged in rows: Row 1 (A, B, C, D), Row 2 (E, F, G, H), Row 3 (I, J, K, L), Row 4 (M, N, O, P), Row 5 (Q, R, S, T), Row 6 (U, V, W, X), Row 7 (Y, Z).

Teacher's Note: It is normal for children below the age of 5 to use five finger or quadripod grasp as their fine motor skills are still in the developmental stage.



38. The Sounds I Know

I **s**at on the **s**eat. ... /s/- /s/- /s/



I **s**ip my **s**oup. ... /s/- /s/- /s/

The **b**us is on the **s**top. ... /s/- /s/- /s/



Skip



Sand




Stick

The **a**nt went in the **s**and. ... /a/-/a/-/a/



The **c**at is on the **m**at. ... /a/-/a/-/a/

The **m**an **s**at in the **c**ab. ... /a/-/a/-/a/



Rack



Sank



Bag




The **toe** is on the **foot**. ... /t/- /t/- /t/



The **pot** is very **hot**. ... /t/-/t/-/t/

The **pet** got **wet**. ... /t/-/t/-/t/



Tent



Tip




Pant

The **ink** is **pink**. ... /i/-/i/-/i/



The **tin** fell in the **bin**. ... /i/-/i/-/i/


The **kid** hid the **twig**. ... /i/-/i/-/i/



Ditch




Slip



Mist



The **p**ie is in the **p**late. ... /p/-/p/-/p/



The **p**up chased the **p**lane. ... /p/-/p/-/p/

The **p**eas are in the **p**an. ... /p/-/p/-/p/



Pin



Parrot



Cap

The **h**en is in the **n**est. ... /n/-/n/-/n/



Then **p**en is on the **n**ote. ... /n/-/n/-/n/

The **m**oon shines at **n**ight. ... /n/-/n/-/n/



Net



Nose



Nun



Circle the pictures with names having the sound 's'.



S



Circle the pictures with names having the sound 'p'.



P



39. I Know How to Read

Read and circle the first letter.



C A T



B U G



P I N



P O T

Look and read.

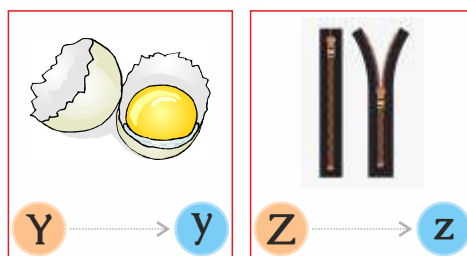
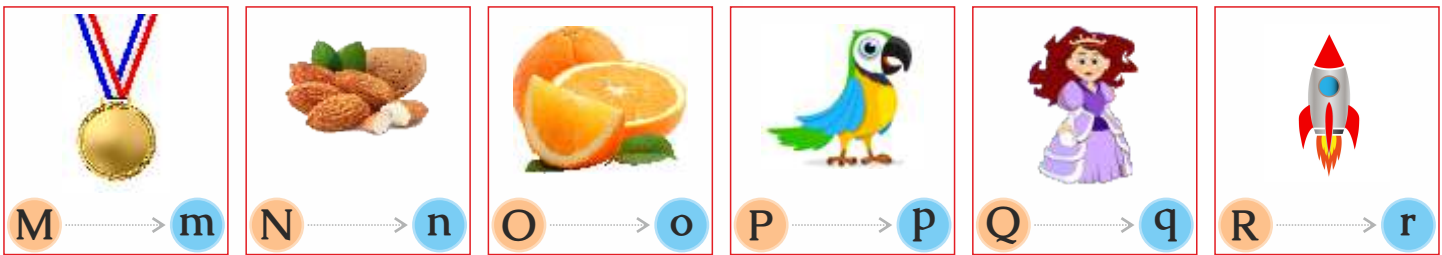
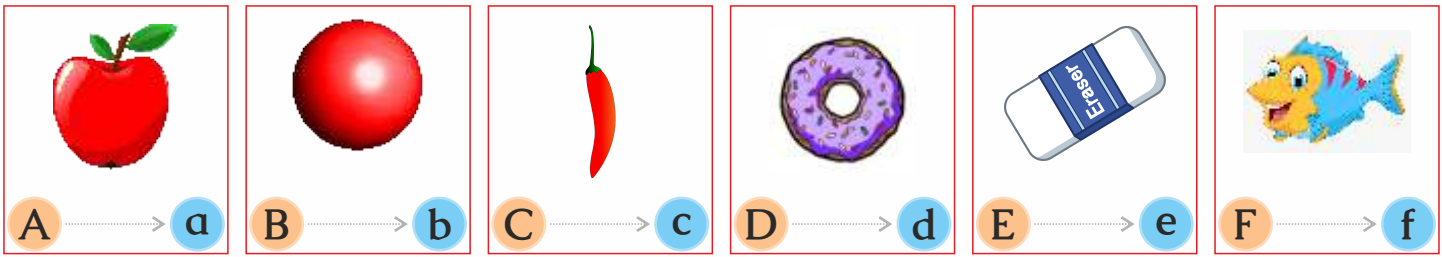
The Sun  and the Moon 

The Black Cat  and the Red Cat 

I see a Cake  and Balloons 



40. Let's Learn - a to z



Teacher's Observation Report

Continuous observation of children's progress by the teacher is an important aspect of **NIPUN BHARAT**. We can assess a child's development in different skills by closely observing them throughout the academic year. Here is a chart to be filled in by the teacher. The chart will be helpful for the parents also to help and guide their children accordingly.

Sl.No.	Area of Observation	Requires attention/assistance from facilitator	Able to complete tasks with little assistance	Able to complete tasks without assistance	Hard spots	Remarks
1.	Physical and Motor Skill					
2.	Cognitive Skill					
3.	Social-emotional Skill					
4.	Cultural/Artistic Skill					
5.	Communication and Early Language Skill					
6.	Literacy Skill					
7.	Numeracy Skill					

